

# 4GSCWP GLOBAL STANDARD CENTRIFUGAL WELLPOINT



Global Pump® Standard Centrifugal Wellpoint pumps are specifically designed to effectively handle the arduous requirements of wellpoint and underdrain dewatering systems where intermittent water flow and large amounts of air are encountered. The dual diaphragm priming system generates up to 100CFM without the need for an oil-cooled vacuum pump.

Global Pump Standard Centrifugal Wellpoint pumps provide a compact, dependable, highly efficient solution in a completely automatic priming pump with built in air separation.

The model 4GSCWP is capable of achieving maximum flows of 600 gpm (136 m<sup>3</sup>/h) and maximum total head of 112' (34 m), with solids handling up to 0.625" (15 mm) in diameter. The standard 4GSCWP is powered by a water-cooled, 4-cylinder diesel engine. Alternative drives are available, including other diesel engines or electric motor options.

## FEATURES

Global Pump's rugged, heavy duty pumps are engineered specifically for portable application

Belt-driven, vacuum pump provides high air handling and a fully automatic priming system

Fully guarded coupling, pulley and belting

High efficiency air separation tank separates air and water before entering the pump

Condensation chamber with drain contains any condensation or water vapor from the air

Oil recovery system separates and removes oil and other particulates from the discharge air

Non-return valve uses only a single moving part to allow full flow with minimal restriction

Pump casings are hydrostatically tested to 50 psig (345 kPa) above the peak casing design pressure

Standard engine control panel provides preset emergency shutdown protection and allows the addition of automatic level control

Standard skid-mounted format with integral fuel tank, tie downs, lifting bail and fork pockets

## OPTIONS

Fuel tanks for extended run times and/or remote location as required

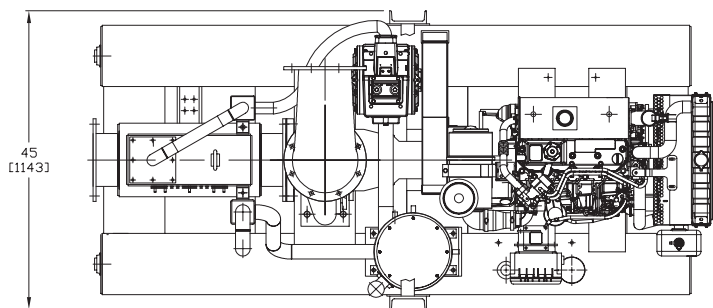
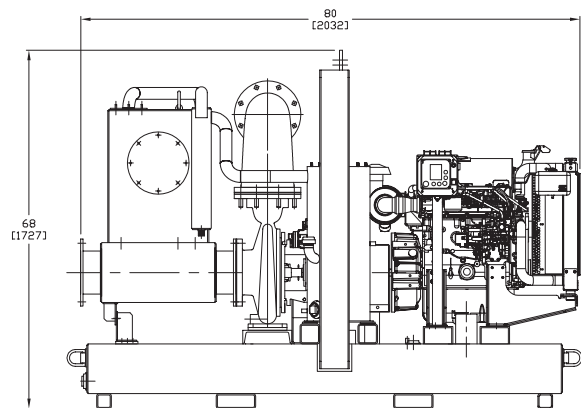
Highway trailer with integral fuel cell/chassis, lights, fenders, tie downs, lifting bail, front and rear jacks

Trailer brakes can be offered as required

Sound attenuated enclosure options

Hose racks, accessory containers and other custom features available as required

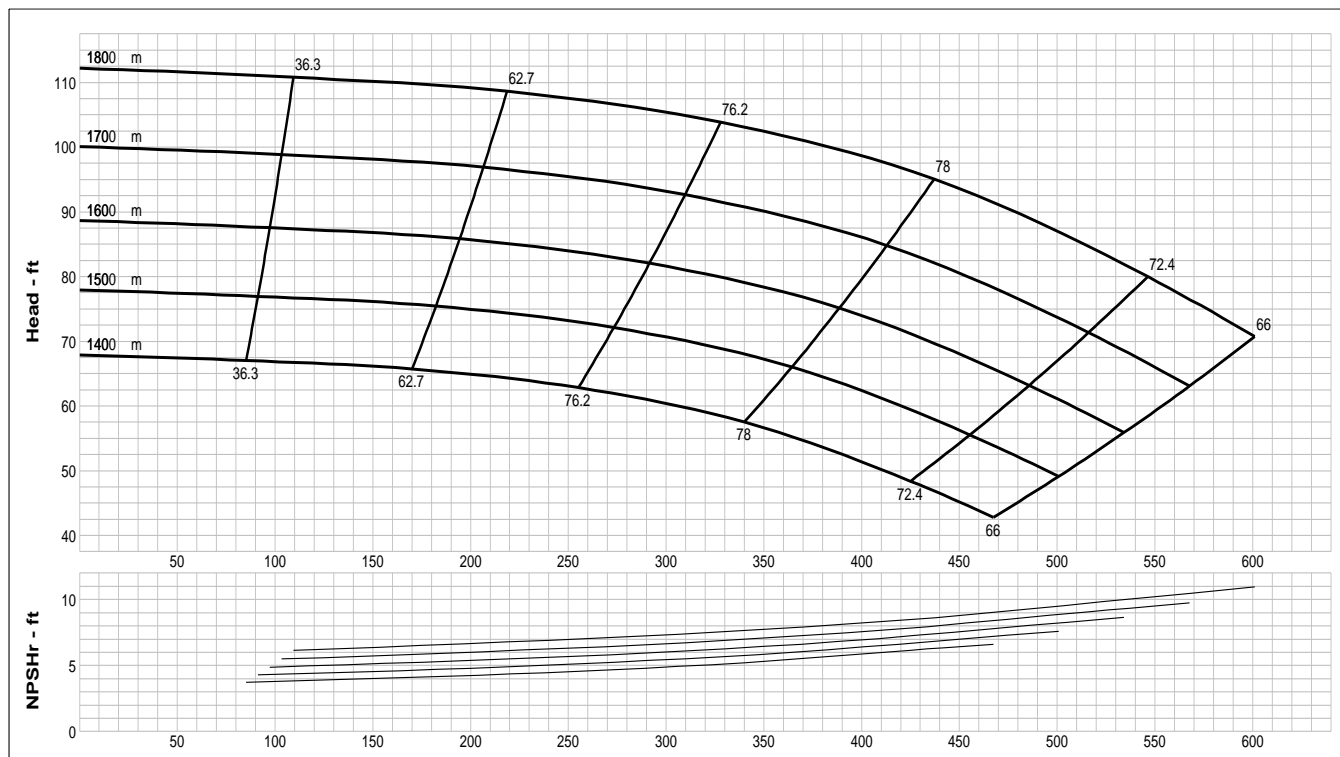
Wide range of suction and discharge fittings available including Global's own "QD" Quick Disconnect fittings and accessories

**SPECIFICATIONS**

Connections	4" (100 mm) ANSI Flanges
Maximum Pump Speed	1,800 rpm
Maximum Flow	600 gpm (136 m3/h)
Maximum Head	112' (34 m)
Maximum Static Priming Lift	28' (8.5 m)
Water Temperature Limit	160° F (70° C)
Solids Handling Capability	0.625" (15 mm)
Maximum Casing Pressure	150 psig (1034 kPa)
Standard Compact Fuel Tank	52 gallons (196 liters)
Dry Weight	? lbs

**PUMP MATERIAL**

Casing	Cast Iron
Impeller	Cast Iron
Bearing Housing	Cast Iron
Bearing Lubrication	Grease
Shaft	Steel
Shaft Sleeve	FNC Treated Steel
Seal	Carbon on Ceramic
Chassis/Fuel Cell	Steel
Non-Return Valve	Nitrile fitted Cast Iron
Air Separation Tank	Steel
Oil Recovery Tank	Steel



**LWENDO INDUSTRIES**  
**10 SILWERBOOM STREET, MAYBERRY PARK ALRODE, 1448**

**C: +27 (0) 72 274 6900 T: +27 (0) 11 568 5048**

**E: [info@lwendo.co.za](mailto:info@lwendo.co.za) [www.lwendoindustries.co.za](http://www.lwendoindustries.co.za)**